



Installation Manual & User's Guide

Happy MartiGrid v1.7.1

English Language

Welcome to Happy MartiGrid!

The Happy MartiGrid Installation File plus the Happy MartiGrid Installation Manual & User's Guide have been sent to your e-mail address as a single compressed file attachment. Save the attachment in a new \Downloads\ Happy MartiGrid folder and extract the files.

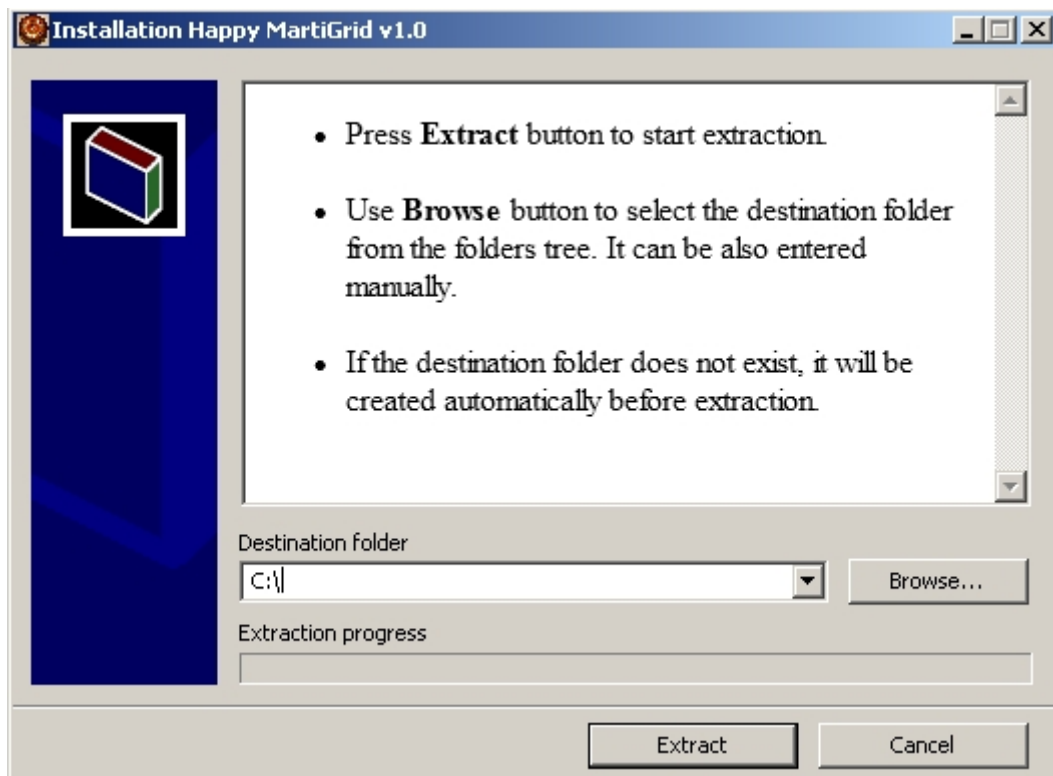
Installation and Setup of the Happy MartiGrid v1.7.1 robot is very easily accomplished.

Robot Installation:

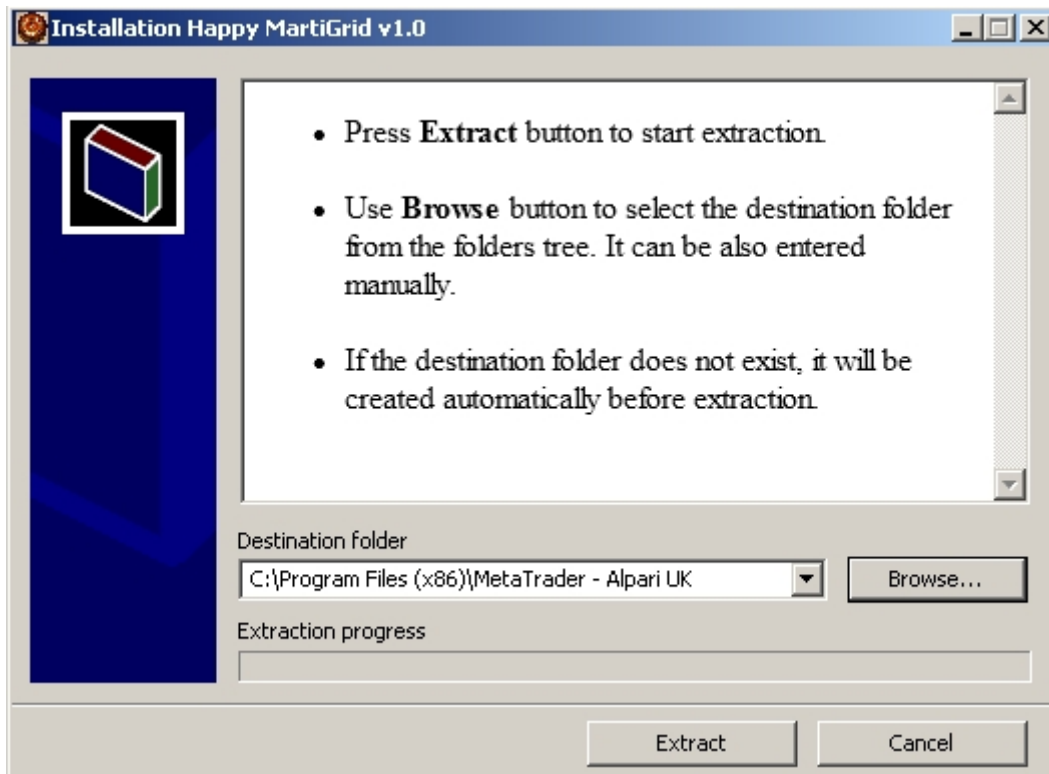
1. Close all MetaTrader Platforms that may be running.
Locate your saved Installation File: Happy MartiGrid v1.7.1.exe
Double click on the Happy MartiGrid v1.7.1 icon.



2. The Happy MartiGrid Installation Window will open.



3. Click the Browse Button, select the target folder where your MetaTrader4 is installed under \Program Files (x86), then click the Extract Button.

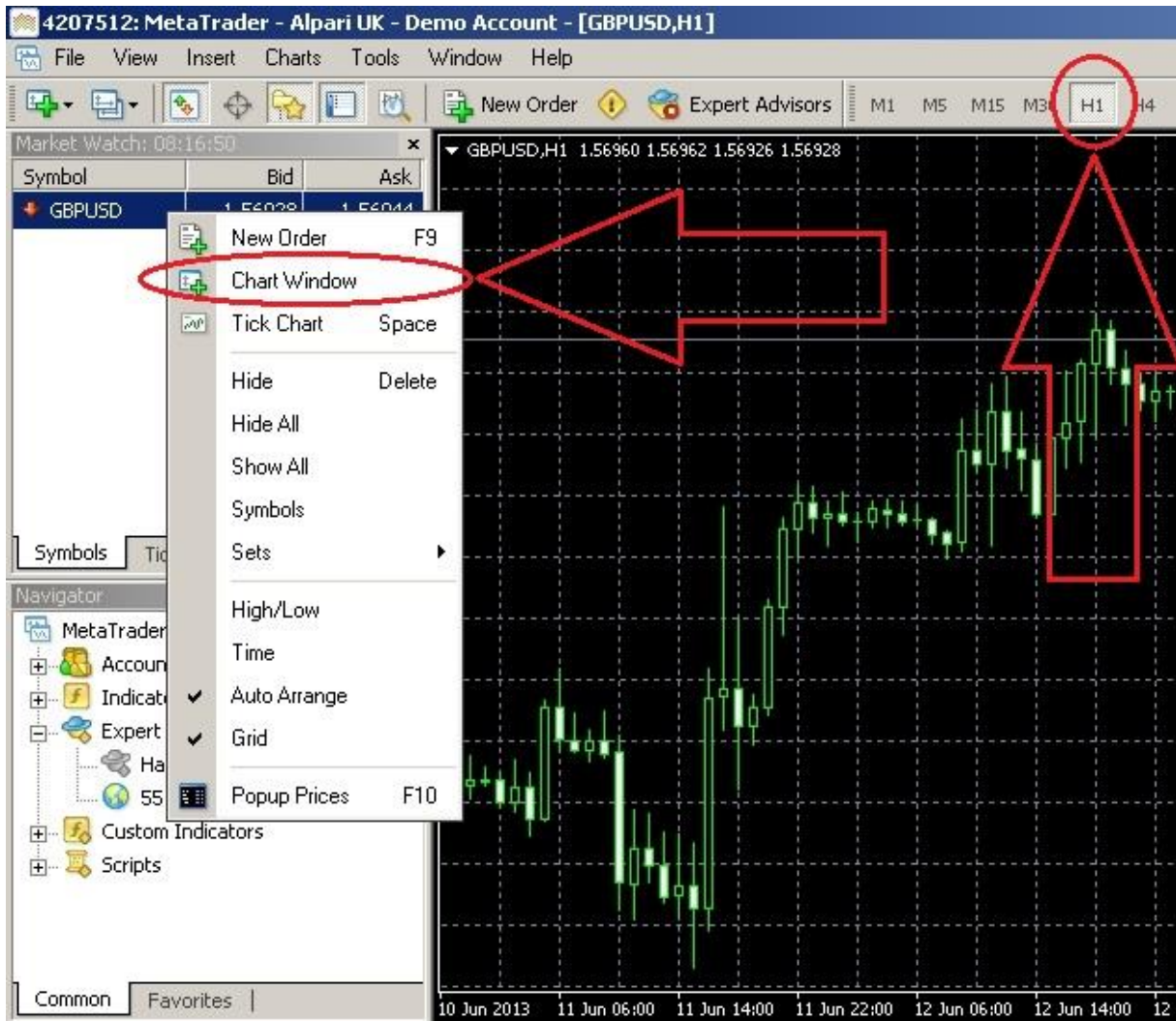


4. The installation process is very fast. When completed successfully, the installation window will close without further notice.
5. Repeat the above steps for each instance of MetaTrader on which you wish to run Happy MartiGrid.

Robot Setup:

Launch your MetaTrader4 Platform.

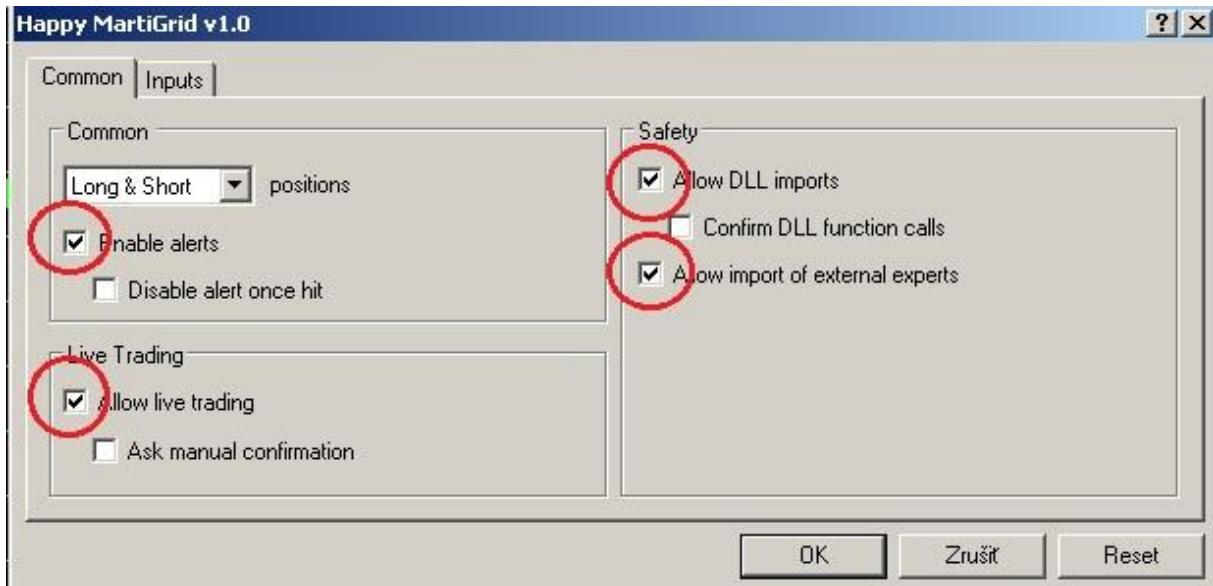




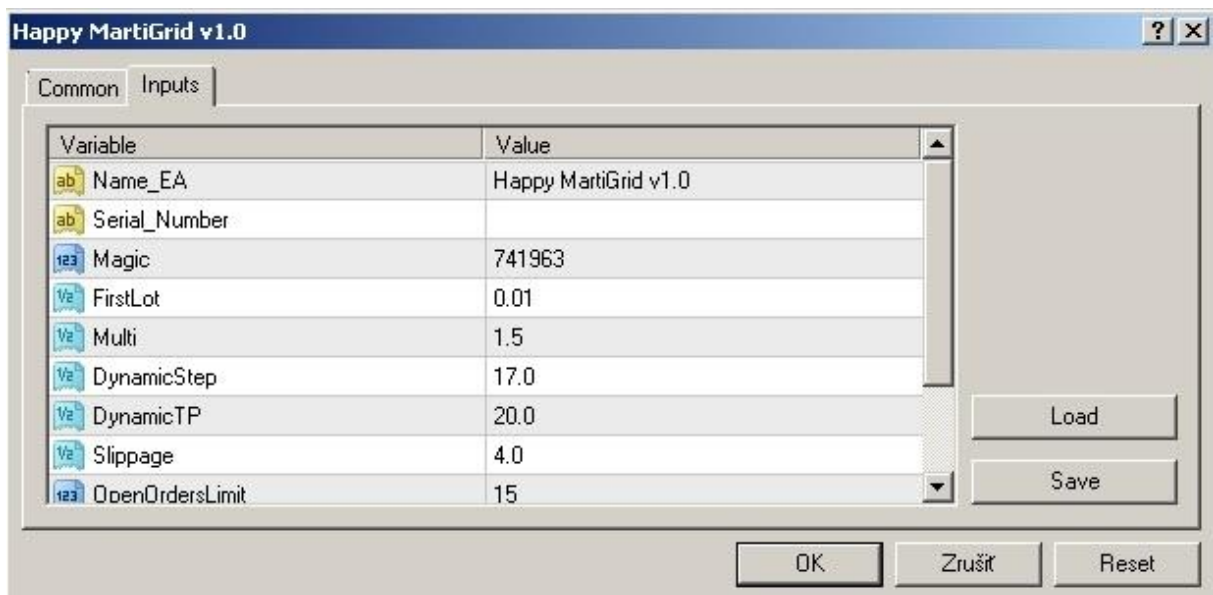
1. Create a new aggressive pair GBPUSD or conservative pair AUDUSD on Chart and Set it to H1. For multipairs use AUDUSD, EURUSD, EURJPY, USDJPY, NZDUSD and Set it to H1.



2. Use your mouse to drag the Happy MartiGrid robot onto the chart.



3. The Expert Advisor Properties Page will open.
Verify all Common Settings are as shown above.



4. The Expert Advisor Inputs:

Name_EA: The Expert Advisor Name and Version Number

Serial_Number: Locate in email: Serial_Number that we sent as part of your installation package. We use an expiration date to help secure the robot against piracy. If you are a legitimate registered user, you will receive a replacement email before the expiration date, if a new version update is not issued before then. Copy and Paste the number into the Serial Number field of the Inputs tab as shown above.

Magic: A unique random Magic Number enables Happy MartiGrid to distinguish its open trade positions from those that were entered by other robots, or done manually. Any number is acceptable as long as it is not the same number used by any other robot running on this MetaTrader Platform. We recommend you change this number to any other number to help hide the identity of your robot from your broker-dealer.

FirtsLot: Size of the first open lot. (Default setting: 0.01)

Recommended Lot Size based upon the account balance.

Min. \$Balance	Std. Lot Size
3,000	0.01
6,000	0.02
30,000	0.1
60,000	0.2
120,000	0.4

Multi: Used to calculate lot size for next position. (For Singlepair is default setting: 1.3 and for Multipairs is default setting: 1)

DynamicStep: Dynamic step between individual trades in points. (Singlepair and Multipairs is default setting: 46).

DynamicTP: Dynamic take profit all orders (in pips) (For Singlepair is default setting: 13 and for Multipairs is default setting: 25). If you not want using Dinamic TP, set it to 0.

MaxProfitUSD: \$ Target to be achieved in order to Take Profit on each position (Singlepair and Multipairs is default setting: 0). If you not want using MaxProfitUSD, set it to 0.

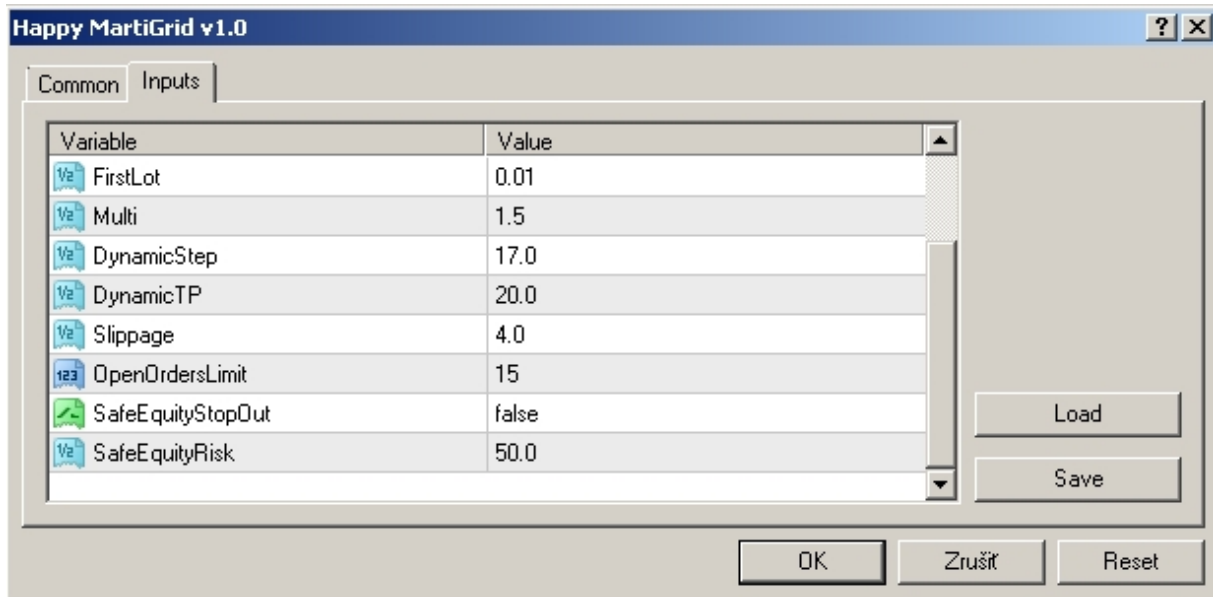
MaxLossUSD: \$ Target to be achieved in order to Stop Loss on each position (Singlepair and Multipairs is default setting: 0). If you not want using MaxLossUSD, set it to 0.

MaxProfitPerc: % Target to be achieved in order to Profit Percentages on each position (For Singlepair is default setting: 0 and for Multipairs is default setting: 1). If you not want using MaxProfitPerc, set it to 0.

MaxLossPerc: % Target to be achieved in order to Loss Percentages on each position (Singlepair and Multipairs is default setting: 0). If you not want using MaxLossPerc, set it to 0.

Slippage: Maximum difference between the order & fill price granted to the broker. (Default setting: 4)

OpenOrdersLimit: limit the number of open orders (For Singlepair is default setting: 15 and for Multipairs is default setting: 99).



GMT_Offset: according to your broker

Hour_of_trading_from - to: it becomes possible to set the beginning and end times for trading to the given hours.

SafeEquityStopOut: (true/false option) (Default = false)

SafeEquityRisk: determines if Happy MartiGrid closes all open trades when a percentage of the account equity is in a floating loss. (Default = 50)

A. Newsfilter

News Filter inputs that can be used to tell the EA to avoid trading X hours before and after low, medium or high impact news releases.

(<http://www.forexfactory.com/calendar.php>)

CalendarSource: Choice of two calendar sources 1 or 2

(After selecting a calendar source 1 or 2 always restart MetaTrader 4 and verify the accuracy a time News on www site: <http://www.forexfactory.com/calendar.php>) -

Note: You must have the same time local VPS/PC with the www site:

<http://www.forexfactory.com/timezone.php>

_CalendarSource: 1=BinarySweetSpotNews or 2=ForexFactoryNews

AvoidNews: (true/false option) (Default = true)

OnlyForCurrentPair= (true/false option) (Default = true)

AlwaysIncludeCurrencies= AUD, USD (Default = GBP, USD or AUD, USD)

ShowLinesOnChart= (true/false option) (Default = true)

HighImpactColor= C'185,30,30'

MediumImpactColor= C'225,115,30'

LowImpactColor= clrGoldenrod

High_Impact = (true/false option) (Default = true)

MinsUntilNextHighNews: 360 (mins before an event to stay out of trading.)

MinsSincePrevHighNews: 180 (mins after an event to stay out of trading.)

Medium_Impact = (true/false option) (Default = false)

MinsUntilNextMediumNews: 270 (mins before an event to stay out of trading.)

MinsSincePrevMediumNews: 90 (mins after an event to stay out of trading.)

Low_Impact = (true/false option) (Default = false)

MinsUntilNextLowNews: 180 (mins before an event to stay out of trading.)

MinsSincePrevLowNews: 60 (mins after an event to stay out of trading.)

IncludeSpeaks= (true/false option) (Default = true)

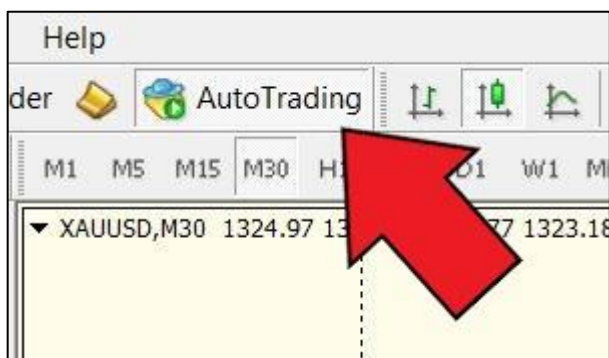
CloseProfitBeforeNews = (true/false option) (Default = false)

ProfitOrdersBeforeNews: 1 (profit orders before News)

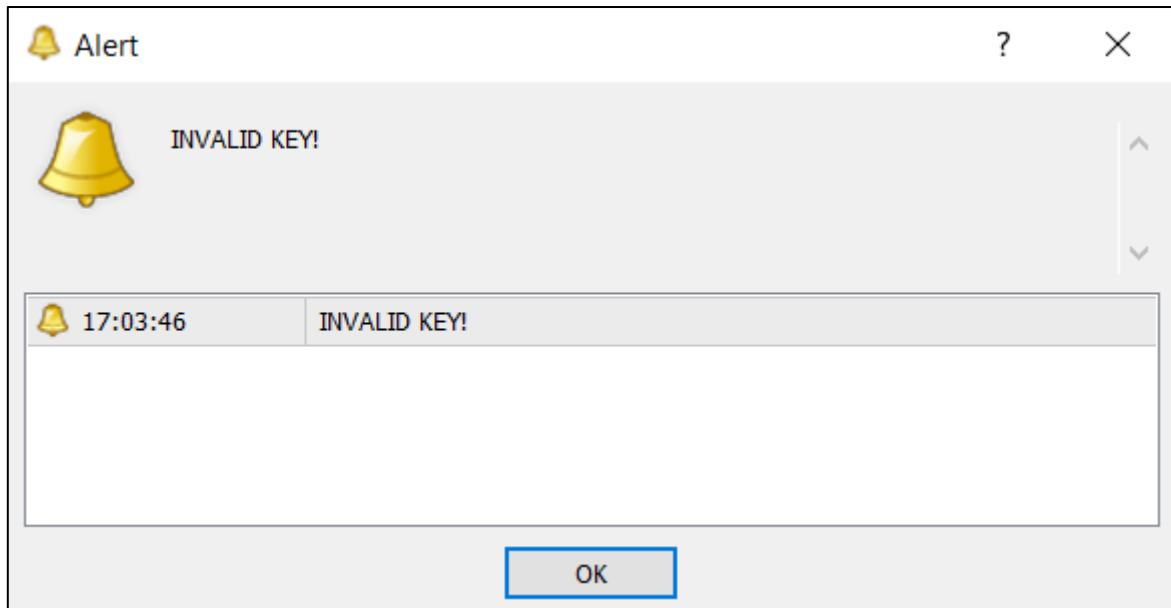
Launch of Happy MartiGrid robot:

Once all Inputs have been set, click OK to close the properties Page.

Insure the AutoTrading Button is depressed; the Green Play Arrow is now seen.



When all is correct the "Smile" emoticon will appear in the upper right corner of the chart. A "Sad" emoticon indicates there is an error.



If the serial number is incorrect, you will see "INVALID KEY!". The robot will not trade until a valid, unexpired Serial Number is correctly entered. See above discussion at #5 for Serial Number information.

Example of proper setting account with low risk set for Singlepair (AUDUSD or GBPUSD)

Deposit: \$3,000

FirtsLot: 0.01

Multi: 1.3

DynamicStep: 46

DynamicTP: 13

Slippage: 4

OpenOrdersLimit: 10

Hour_of_trading_from: 0:00

Hour_of_trading_from_to: 24:00

AvoidNews: true

Example of proper setting account with standard risk set for Singlepair (AUDUSD or GBPUSD)

Deposit: \$3,000

FirtsLot: 0.01

Multi: 1.5

DynamicStep: 17

DynamicTP: 20

Slippage: 4

OpenOrdersLimit: 15

Hour_of_trading_from: 0:00

Hour_of_trading_from_to: 24:00

AvoidNews: true

Example of proper setting account with low risk set for Multipairs (AUDUSD, EURUSD, EURJPY, USDJPY, NZDUSD)

Deposit: \$3,000

FirtsLot: 0.01

Multi: 1

DynamicStep: 46

DynamicTP: 25

Slippage: 4

OpenOrdersLimit: 99

MaxProfitPerc: 1

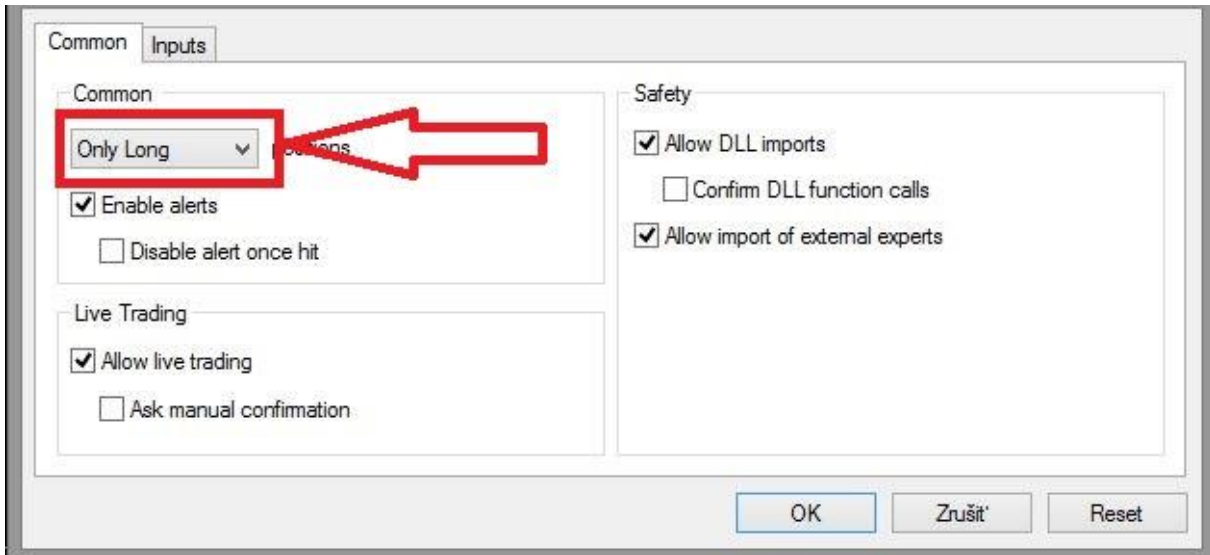
Hour_of_trading_from: 0:00

Hour_of_trading_from_to: 24:00

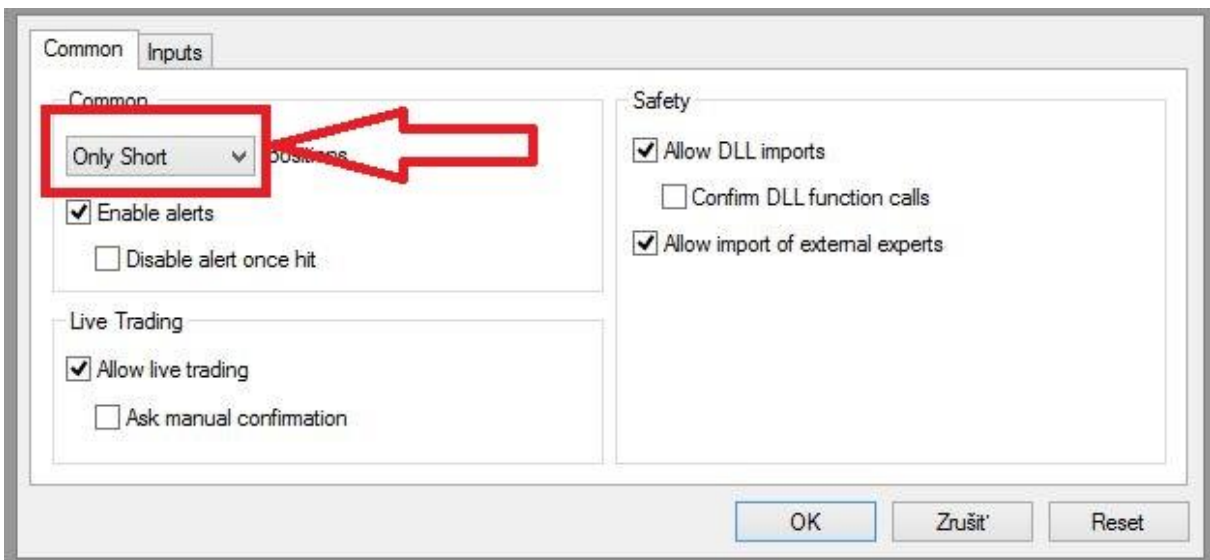
AvoidNews: true

New settings for higher profits or higher risk! (only long and only short):

Open the first chart GBPUSD H1 and in common set Only Long. Setting in Inputs is same.



Open the second chart GBPUSD H1 and in common set Only Short. Setting in Inputs is same only change magic to another number.



In after reading this manual you have unanswered questions or issues regarding the Happy MartiGrid system, please contact us at the following e-mail address:

happyforex.eas@gmail.com

We wish you Happy & Successful Trading!

Important Notice:

Happy MartiGrid is licensed for your personal use only. Each and every user copy has security features hard coded into the Happy MartiGrid system. As a licensed user you may not share, copy, duplicate, change, modify, reverse engineer, or sell this Expert Advisor, or any copy of same.

In cases of fraud or theft by a user acting alone or in concert with others, including situations in which a user has allowed third parties access to the Expert Advisor Happy MartiGrid in any manner, Happy Forex shall assess against the user in addition to all other fees, damages, and penalties to which it may be entitled, a €500 fee per forged, faked, fictitious, stolen or otherwise unauthorized item or transfer. This fee shall constitute liquidated damages to help compensate Happy Forex for the time and effort necessary to rectify said conduct.

As an independent and self-directed investor you acknowledge that you alone, shall be responsible for determining the suitability of your investment choices and investment strategies. You understand Happy MartiGrid is an automated trading system with those limitations associated with such systems. By nature, trades can be executed automatically and without human intervention. By using Happy MartiGrid you agree to assume all risks associated with such automated trading.

Happy MartiGrid disclaims all responsibility for the investment choices & determinations made on your behalf by the EA while operating on your systems. You shall not hold Happy Forex or any of its employees or affiliates liable for said investment decisions.

The Staff cannot advise or otherwise comment concerning the nature, risk, or suitability of any particular investment, trade, or transaction; or upon the EA's underlying investment strategy.

You also recognize that Happy Forex does not provide legal or tax advice.

The Happy Forex shall not be held liable for any damages or losses resulting from the use of this EA, including but not limited to any trading loss of profit, which may arise directly or indirectly from said use of the Happy MartiGrid v1.7.1 EA.

Other important notices may be found at <http://www.happyforex.de> under our Terms and Conditions. Please review these notices before the commencement of trading.

